



District Report Card: 2017


State: Odisha	District: Sambalpur
Class: 3	Subject: Language
Schools: 34	Students: 572


Participation/Coverage


Students

<div>GENDER</div> <div></div>	Boys				Girls			
	Number		%		Number		%	
	286		50.00		286		50.00	

<div>AREA</div> <div></div>	Rural				Urban			
	Number		%		Number		%	
	423		73.95		149		26.05	

<div>CATEGORY</div> <div></div>	SC		ST		OBC		GEN	
	Number	%	Number	%	Number	%	Number	%
	136	23.78	312	54.55	104	18.18	20	3.50

<div>CWSN</div> <div></div>	LD	VI	HI	S&LD	ID	Oth
	0	1	0	1	1	0

<div>Management</div> <div></div>	Government			Government-aided		
	Number		%	Number		%
	572		100.00	0		0.00

Average Performance of Students in Language (%)

Overall	Gender		Area		Management		Social Group			
	Male	Female	Rural	Urban	Govt.	Aided	SC	ST	OBC	GEN
50.56	49.42	51.70	52.04	46.35	50.56	0.00	48.09	51.65	52.05	42.67

Performance on Learning Outcomes (LOs)

Learning Outcomes	Description	Average Performance(%)
L304	Reads small texts with comprehension i.e., identifies main ideas, details, sequence and draws conclusions	55.26
L312	Reads printed scripts on the classroom walls: poems, posters, charts etc.	41.15

Range of Performance of Students who Answered Correctly							
Below 30%		30% - 50%		50% - 75%		Above 75%	
Number	%	Number	%	Number	%	Number	%
96	16.78	203	35.49	188	32.87	85	14.86

Lowest Performing Learning Outcomes (LOs)

1 - Reads printed scripts on the classroom walls: poems, posters, charts etc. (41.15)

2 - Reads small texts with comprehension i.e., identifies main ideas, details, sequence and draws conclusions (55.26)